

D o e P a k



Du PAK DoE PAK POPPENSPE(ELMUSEUMKRUIJELKRANTKRABBEL) DoE PAK Du PAK
 Newsletter and Scribblings No. 243d



wooden leg [4]



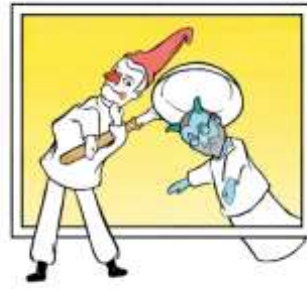
club [2]



knight [1]



horse [6]



frying pan [3]



kwee lapis [7]



walking stick [5]

Picture and letter game: word

Try it yourself? Another exciting activity from the Dutch Puppetry Museum: letter game with pictures of puppetry techniques, objects and figures.

Put the red letters in the correct order (1 to 7). Show us the correct name and you will receive a surprise gift. Extra appendices: no. I (Explanation), no. II (Puppetry technique), no. III (Colouring picture), no. IV (Spot the differences) and no. V (Semar).

See also: <http://www.poppenspelmuseumbibliotheek.nl/pdf/doespak13d.pdf>.

The right word:

Original publication: leporello (printed material folded into an accordion-pleat style). Source of inspiration: **Poppenspe(e)ltechnieken en -figuren. Een handvol (volks)poppentheaterfiguren, -attributen en -technieken nader verklaard (Prints and texts on folk puppet theatre)**. Illustration: Elsje Zwart (2015).

Hyperlinks: click on the **bold-printed** words. Have fun. **Applause!**

Doepak presents some unusual theatre forms, far beyond the confines of our own fantasy! Doepak is a cheerful, educational and colourful Dutch-language newsletter packed with background information about folk and mainstream puppet theatre. In this newsletter and scribblings you can also read about all kinds of activities in the Puppetry Museum such as which exhibitions are on show, whether new books were issued, and how the website is developing. The Dutch verbs of 'doen' (do) and 'pakken' (take) are hidden in the name of the Doepak newsletter. This name was composed for good reason, because you are supposed to 'do' and 'take' things yourself. The name 'Doepak' is also the phonetic transcription in Dutch of the Czech word dupák. A dupák is a rod marionette and trick puppet. Where the dupák swings his arms wide as he twirls around, Doepak embraces the international world of puppetry and related arts with its hints and tips, questions and answers, illustrations and DIY activities. In Slovakian and Hungarian puppet theatre the dupák is called Paprika Jancsi.



Explanation illustrations picture and letter game: appendix I Doepak no. 243d

Original publication: leporello (printed material folded into an accordion-pleat style). Source of inspiration: the Dutch-language educational series of prints and texts **Poppenspe(e)ltechnieken en -figuren (Puppetry techniques and figures. A handful of folk and mainstream puppet theatre figures, objects and techniques explained in greater detail)**, and a series of **Poppentheateralfabetkleurletters (coloured puppetry-related alphabet letters)**.

Illustrations: Elsje Zwart (2015). Hyperlinks: click on the **bold-printed** words. Extra information, see:

<http://www.poppenspelmuseumbibliotheek.nl/pdf/Doepak242d.pdf>.

This document can be consulted on <http://www.poppenspelmuseumbibliotheek.nl/pdf/Doepak243d.pdf>.



Letter 4

Wooden-legged peep box man, a money-collecting box, and a child watching the show while giving some coins (China). The peep show performer has Otto van der Mieden's face.

See also: <http://www.poppenspelmuseumbibliotheek.nl/techniek/speel20.html> (picture with Dutch text).



Letter 3

Vitéz László (Hungary, hand puppet theatre) with a frying pan. The devil has Otto van der Mieden's face.

See also: <http://www.poppenspelmuseumbibliotheek.nl/techniek/speel6.html> (picture with Dutch text).



Letter 5

Hunchbacked Karagöz who is wearing a black hat and holding a walking stick, with his club-wielding friend Hacivat (Turkey). Both shadow figures have Otto van der Mieden's face.

See also: <http://www.poppenspelmuseumbibliotheek.nl/techniek/speel11.html> (picture with Dutch text).



Letter 1

Two knights and an armoured Orlando Furioso (Rinaldo, Sicilian rod marionette) carrying a sword. Orlando's shield depicts the coat of arms of the van der Mieden family. His shoes (foot puppets) are depicted as a creepy character (left) and a buffoon (right). Rinaldo has Otto van der Mieden's face.

See also: <http://www.poppenspelmuseumbibliotheek.nl/techniek/speel9.html> (picture with Dutch text).



Letter 2

A cat and Polichinelle wearing a black hat (Paris, France, hand puppetry) carrying a club. Polichinelle has Otto van der Mieden's face.

See also: <http://www.poppenspelmuseumbibliotheek.nl/techniek/speel5.html> (picture with Dutch text).



Letter 7

Raden Mas Otto. Semar, the Javanese clown from Wayang kulit, who is farting while munching away on spekkoek (layered cake), has Otto van der Mieden's face. He wears a batik sarong (wraparound skirt) depicting the coat of arms of the van der Mieden family.

See also: <http://www.poppenspelmuseumbibliotheek.nl/techniek/speel12.html> (picture with Dutch text).



Letter 6

Little marionette horse with Gašparko (rod marionette puppetry). The Slovak clown figure has Otto van der Mieden's face.

See also: <http://www.poppenspelmuseumbibliotheek.nl/techniek/speel8.html> (picture with Dutch text).




Word

The main character of Lyon's puppet theatre.

See also: <http://www.poppenspelmuseumbibliotheek.nl/techniek/speel2.html> (picture with Dutch text).



Illustration: appendix II Doepak no. 243d
Hand puppet




Glove puppet

A hand puppet slides over the puppeteer's hand, who moves the puppet with his fingers. The puppeteer sticks his index finger in a hole in the bottom of the puppet's head. He sticks his thumb in one sleeve and his little finger – sometimes together with his ring and middle finger – in the other. Little hands are usually attached to the sleeves. Sometimes small legs dangle from the bottom of the jacket. The hand puppet has no body under his clothes. The puppeteer's fist fills up this space.

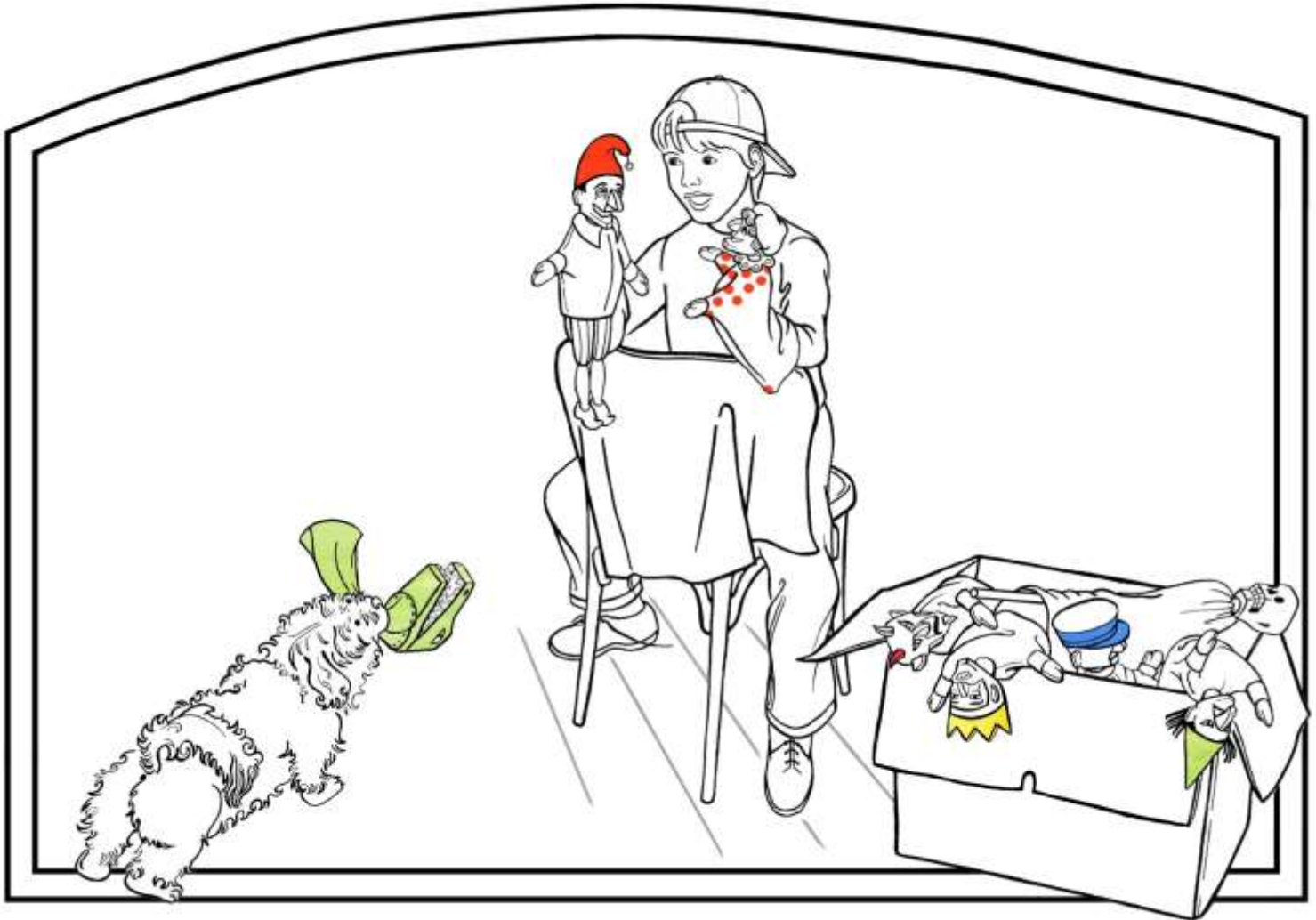
Illustration: **Elsje Zwart** (2010). Concept: Otto van der Mieden (2015). Hyperlinks: click on the **bold-printed** words.
See also: <http://www.poppenspelmuseumbibliotheek.nl/pdf/Doepak243d.pdf>.

Try it yourself? Another exciting activity from the Dutch Puppetry Museum
Colouring picture: appendix III Doepak no. 243d



Glove puppets. Puppetry figures: Death with a long neck (rod puppet), the crocodile, old Dutch Jan Klaassen and his wife Katrijn, the devil, the king, the constable and the witch (glove puppets). Illustration: **Elsje Zwart** (2010). Concept: Otto van der Mieden (2015). Hyperlinks: click on the **bold-printed** words. See also: <http://www.poppenspelmuseumbibliotheek.nl/pdf/Doepak243d.pdf>.

Try it yourself? Another exciting activity from the Dutch Puppetry Museum
 Spot the differences: appendix IV Doepak no. 243d



- 1 2 3
 4 5 6
 7 8 9

Show us the correct answers and you will receive a small gift in the Poppenspe(e)lmuseum/Puppetry Museum. See also:
 appendix no. II and <http://www.poppenspelmuseumbibliotheek.nl/techniek/speel2.html> (illustration and
 Dutch text). Applause!

Glove puppets. Illustration: **Elsje Zwart** (2010). Concept: Otto van der Mieden (2015). Spot the differences in the crocodile, the boy, the old-Dutch
 Jan Klaassen and his wife Katrijn, the devil, the king, the constable and the box with puppets. Hyperlinks: click on the
bold-printed words. See also: <http://www.poppenspelmuseumbibliotheek.nl/pdf/Doepak243d.pdf>.

Try it yourself? Another exciting activity from the Dutch Puppetry Museum
Semar on a stick, Javanese jester and shadow figure: appendix V Doepak no. 243d



Stick Semar, the fat Javanese jester who is munching away on spekkoek/kwee lapis (a Dutch-Indonesian layered cake), on a piece of card and cut him out. Attach his body to a playing stick with glue or a split pin. Stretch a white cloth. Place a light source. 'Selamat malam!' (pronounced as: slammat malam, 'good evening'), says the clown. Have fun cutting and playing. Applause!

Would you like to learn even more about wayang puppetry figures? In our museum shop we have family board games, postcards, posters and documentation in different languages. You will find more information about the museum collection on www.poppenspelmuseumbibliotheek.nl, www.geheugenvannederland.nl/poppenspel2 and www.poppenspelmuseum.nl. Hyperlinks: click on the **bold-printed** words. See also: <http://www.poppenspelmuseumbibliotheek.nl/pdf/Doepak19d.pdf>.

Illustration: **Elsje Zwart**. Concept and text: **Otto van der Mieden** (2015).